
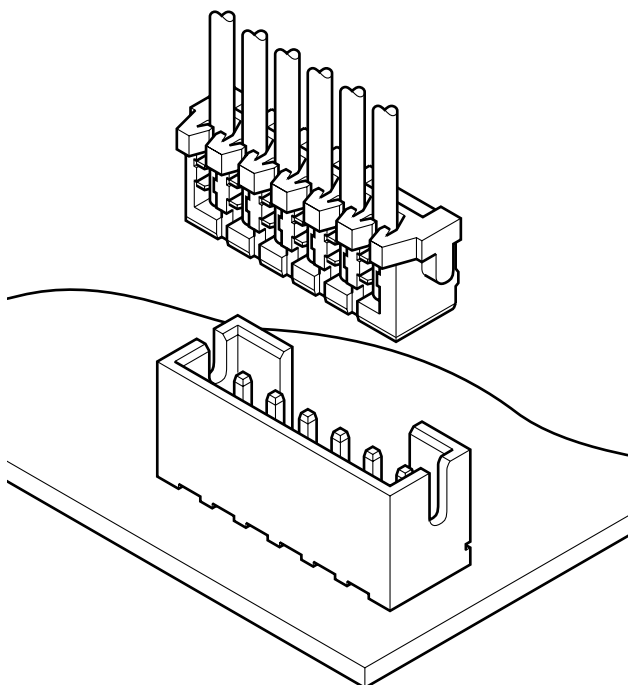


# CR CONNECTOR

Disconnectable Insulation displacement connectors



The CR 2.0mm insulation displacement connector features a mounting height as low as 6.9mm and a thickness as thin as 4.8mm (for top entry type). It's suitable for interconnection of UL1007 electric wires in a wide range of electrical and electronic equipment such as VCRs and video cameras.



## Features

### • Designed for connection of UL1007 wires

The 2.0mm pitch insulation displacement connector allows automatic harness production for connection of UL1007 wires.

### • Folded beam double-leaf contact construction

The contact springs are folded to increase their effective strength. This design provides a safety margin that allows the contacts to endure the distortion of misinsertion without being permanently distorted.

### • Twin U-slot insulation displacement section

The insulation displacement section connected to the wire consists of twin U-slot for high reliability.

### • Strain relief

The strain relief feature prevents stress caused by vibration, impact or bending from effecting the insulation displacement connection. This is accomplished by holding the outside of the wire with the insulation gripping device on the housing. To protect circuit integrity from vibration and undue tension, ample clearance is provided between the insulation displacement connection and the strain relief.

### • Interchangeability

The shrouded headers of the top and side entry type CR connectors are interchangeable with the KR and KRD insulation displacement and PH crimp style connectors.

## Specifications

- Current rating: 1.0A AC, DC
- Voltage rating: 100V AC, DC
- Temperature range: -25°C to +85°C  
(including temperature rise in applying electrical current)
- Contact resistance: Initial value/10m Ω max.  
After environmental testing/20m Ω max.
- Insulation resistance: 1,000M Ω min.
- Withstanding voltage: 800V AC/minute
- Applicable wire: UL1007 (Contact JST for details regarding other UL wires.)  
AWG #26  
Conductor/7 strands, tin-coated  
Insulation O.D./1.3mm max.
- Applicable PC board thickness: 0.8 to 1.6mm
- \* Compliant with RoHS.
- \* Refer to "General Instruction and Notice when using Terminals and Connectors" at the end of this catalog.
- \* Contact JST for details.

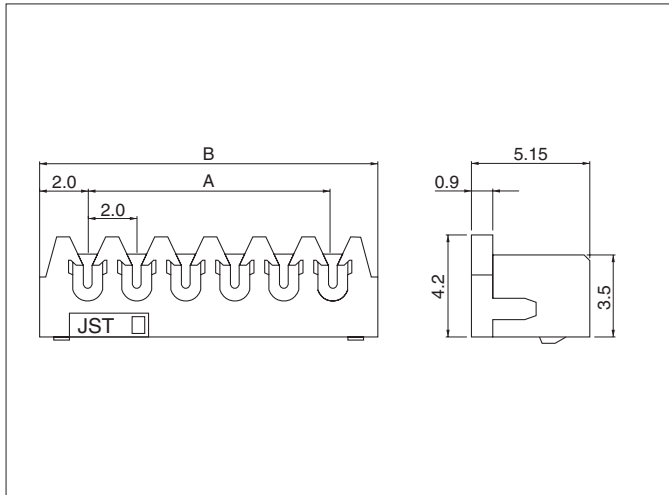
## Standards

Recognized E60389

Certified LR20812

# CR CONNECTOR

## Receptacle



Circuits	Model No.	Dimensions (mm)		Q'ty / box
		A	B	
2	<b>02CR-6H-P</b>	2.0	6.0	2,000
3	<b>03CR-6H-P</b>	4.0	8.0	2,000
4	<b>04CR-6H-P</b>	6.0	10.0	2,000
5	<b>05CR-6H-P</b>	8.0	12.0	2,000
6	<b>06CR-6H-P</b>	10.0	14.0	2,000
7	<b>07CR-6H-P</b>	12.0	16.0	2,000
8	<b>08CR-6H-P</b>	14.0	18.0	1,000
9	<b>09CR-6H-P</b>	16.0	20.0	1,000
10	<b>10CR-6H-P</b>	18.0	22.0	1,000
11	<b>11CR-6H-P</b>	20.0	24.0	1,000
12	<b>12CR-6H-P</b>	22.0	26.0	1,000

### Material and Finish

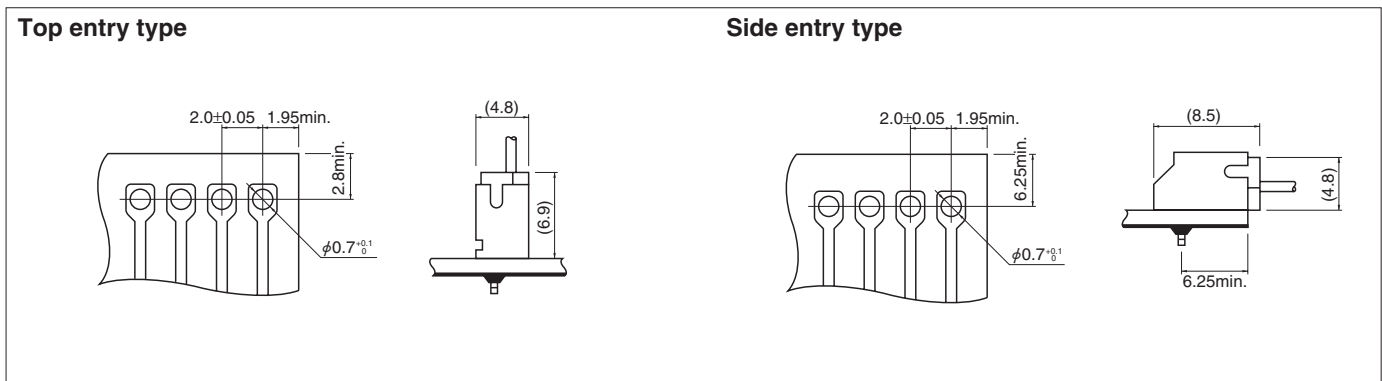
Post: Phosphor bronze, tin-plated (reflow treatment)  
Housing: Glass-filled PA 66, UL94V-0, gray

*RoHS compliance*

## Through-hole type shrouded header

The shrouded headers are interchangeable with the PH crimp style connectors and, KR and KRD insulation displacement connectors.

## Through-hole type PC board layout (viewed from soldering side) and Assembly layout



Note:

1. Tolerances are non-cumulative: ±0.05mm for all centers.
2. Hole dimensions differ according to the kind of PC board and piercing method. If PC boards made of hard materials are used, the hole dimensions should be larger. The hole dimensions shown above are reference values. Contact JST for details.

## SMT type shrouded header

The shrouded headers are interchangeable with those of the PH crimp style connectors and KR and KRD insulation displacement connectors.