



inserts:	page:
CDD 24 poles + ⊕	67
CDS 9 poles + ⊕	78
CSH 6 poles + ⊕	91
CNE, CSE 6 poles + ⊕	104
CCE 6 poles + ⊕	110
CSS 6 poles + ⊕	122
CT, CTSE (16A) *) 6 poles + ⊕	130
CQE 10 poles + ⊕	138
MIXO 2 modules	179 - 215

*) only for enclosure CHIW 06 L

insert centre distance:
44 x 27 mm

housings and cover

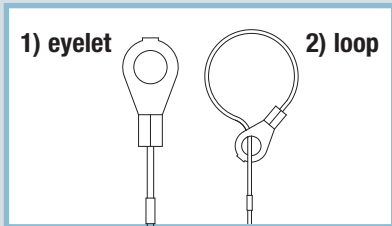
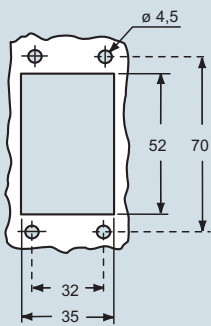


hoods and cover

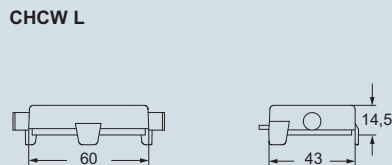
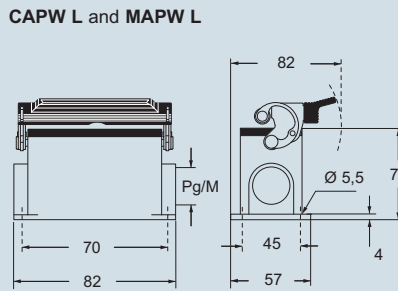
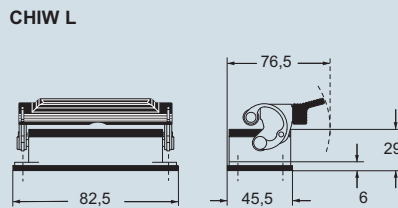


description	part No.	entry Pg	part No.	entry M	part No.	entry Pg	part No.	entry M
bulkhead mounting housing with lever	CHIW 06 L	—						
surface mounting housing, with lever	CAPW 06 L	21	MAPW 06 L32	32				
cover with pegs (for 1 lever enclosures) 1)	CHCW 06 L							
enclosure with pegs, side entry, high construction					CAOW 06 L21	21	MAOW 06 L32	32
enclosure with pegs, top entry, high construction					CAVW 06 L21	21	MAVW 06 L32	32
cover with lever (for enclosures with pegs) 2)					CHCW 06 LG			
enclosure with pegs and gasket, side entry, high construction					CAVW 06 LG	21	MAVW 06 LG32	32

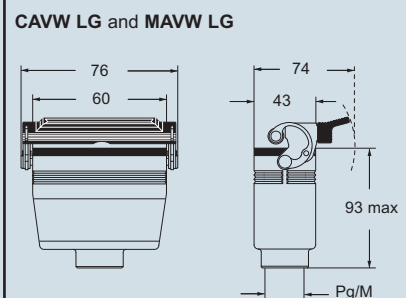
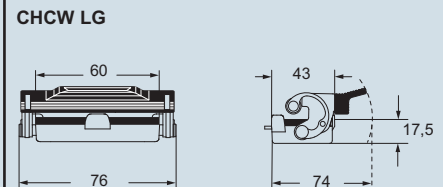
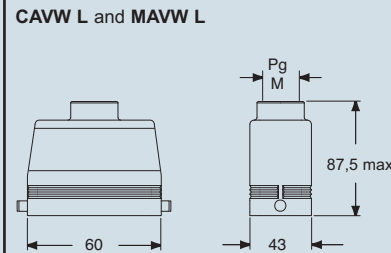
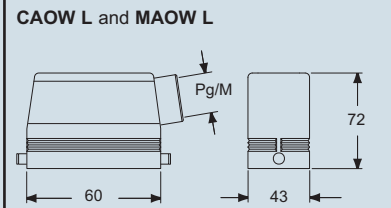
panel cut-out for bulkhead mounting housing in mm



dimensions in mm



dimensions in mm



CAIUS Type 4/4X/12



IP69K (compliant with DIN 40050-9)

dimensions shown are not binding and may be changed without notice