

M 27 SIGNAL CONNECTORS

M 27 signal connectors of HUMMEL AG are available in 26- or 28 pole type. It can be seen at the high protection class (IP 67 / IP 69K) and the large temperature range (up to + 125 °C) of these connectors.

- // M 27 connectors, male and female thread
- // Panel connectors
- // Large selection of accessories



Product overview

Housings ▶ 120



Inserts ▶ 121



Accessories ▶ 123



Mechanical Data	Materials and Technical Data
Housing	Copper-Zinc alloy Die Cast
Housing surface	Nickel plated other surface upon request
Inserts (for contacts)	Thermoplastic Polyamid PA 6 (Nylon 6/6), PBT Fire protection class V-0
Contacts	Brass Alloy
Contact surface at point of contact	Nickel and gold plated (0,25 µm)
Minimum mating cycles	50
Seals / O-Rings	Buna-N standard optional Viton® (FPM / FKM) (Viton is a registered trademark of DuPont)
Temperature range	-40 °C – 125 °C (-40 °F – 257 °F)
Type of contacts	Crimp, solder, dip-solder (PCB)
Protection	IP 67 / IP 69K per EN 60 529 (connected), NEMA 4x
Cable diameter range	7 – 17 mm (.28 – .67")

Electrical Data		
Number of positions	26	28
Number of contacts	26	28
Contact-Ø [mm]	1	1
Nominal current ¹⁾ [A]	8	8
Nominal voltage ²⁾ [V~]	150	150
Test voltage (Breakdown voltage) ³⁾ [V~]	1500	1500
Insulation resistance [Ω]	> 10 ¹²	> 10 ¹²
Max. contact resistance [mΩ]	3	3
Degree of Protection ⁴⁾	3	3

^{1), 2), 3), 4)} See Technical Information page 18



Housings

Straight Connector, Female Thread

Cable-Ø	Part Number
7 – 12 mm (.28 – .47")	7.110.500.000
11 – 17 mm (.43 – .67")	7.110.600.000

Straight Connector, Male Thread

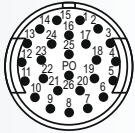
Cable-Ø	Part Number
7 – 12 mm (.28 – .47")	7.210.500.000
11 – 17 mm (.43 – .67")	7.210.600.000

Panel Connector, Male Thread, front mounting

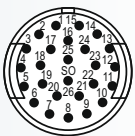
Type	Part Number
4 x holes 3,2 mm	7.410.700.000



Inserts 26-pole



Insert pin mating view



Insert socket mating view

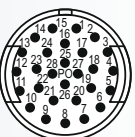
Type	Part Number	Part Number
Pinout clockwise	Pins	Sockets
Insert with solder contacts.....	7.001.926.103.....	7.001.926.104.....
Insert without contacts.....	7.003.926.101.....	7.003.926.102.....

Insert with dip solder contacts
 Length 10 mm7.001.926.127

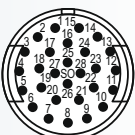
The correct dimension of a connector with dip solder contacts depends on the particular type of housing.



Inserts 28-pole



Insert pin mating view



Insert socket mating view

Type	Part Number	Part Number
Pinout clockwise	Pins	Sockets
Insert with solder contacts.....	7.001.928.103.....	7.001.928.104.....











Required Contacts / Contacts

Contact Arrangement	Number of Poles	Required Contacts
	26	26 x 1 mm

Contacts	Type	Crimp Range	Part Number
	Crimp pin 1 mm, machined.....	0,14 – 0,56 mm ² (AWG 26 – 17)	7.010.971.001
	Crimp socket 1 mm, machined.....	0,14 – 0,56 mm ² (AWG 26 – 17)	7.010.971.002



Accessories

Accessories	Type	Part Number
	Plastic protective cap for connectors with male thread	7.000.980.167
	with female thread	7.000.980.168
	Brass protective cap for connectors with female thread	7.010.900.169
	Brass protective cap with chain for connectors with female thread Length 70 mm	7.010.950.707
	Brass protective cap for connectors with male thread	7.010.900.170
	Brass protective cap with chain for connectors with male thread Length 70 mm	7.010.950.708
	Crimp tool for manual crimping of machined crimp contacts Works with contacts for power or signal	7.000.900.901 / 904
		
	Assembly tool	7.010.900.110



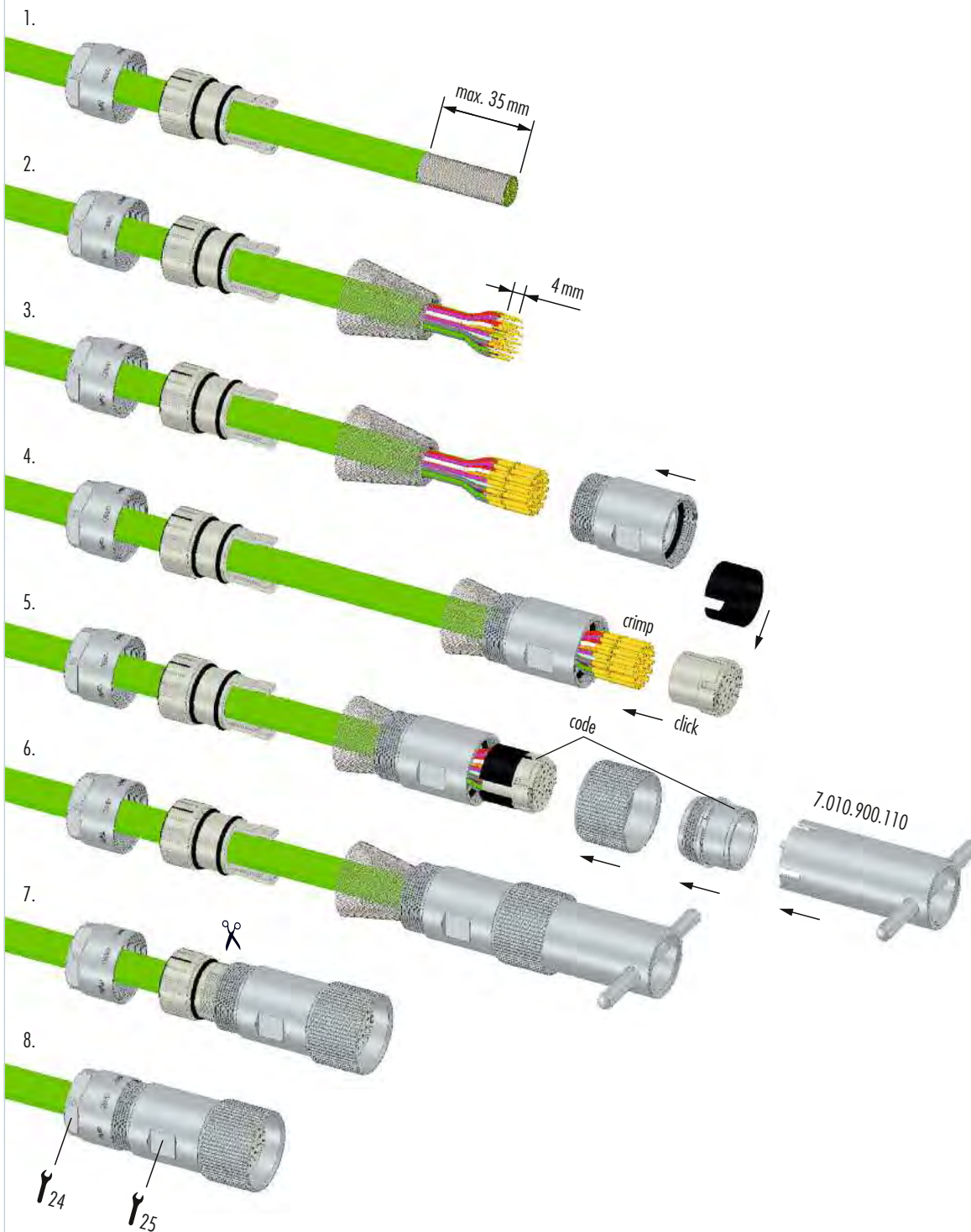
Crimp Tool Setting for HUMMEL Crimp Contacts (Crimp Tool 7.000.900.901)

Part Number	Crimp Contact	Cross Section (mm ²)	AWG	Crimp Tool Setting mm	Locator Setting
7.010.971.001	Crimp pin 1 mm, M27	0,14	26	0,68	11
		0,22	24	0,70	11
		0,38	22	0,72	11
		0,56	20	0,74	11
7.010.971.002	Crimp socket 1 mm, M27	0,14	26	0,68	12
		0,22	24	0,70	12
		0,38	22	0,72	12
		0,56	20	0,74	12

These values are only guidelines and actual conductor cross sections depend on manufacturer tolerances.



Straight Connector, Female Thread



- M 12
- M 16
- M 23 PoE
- M 23 RJ45
- M 23 Signal
- M 27 Signal**
- M 23 Power
- M 40 Power
- INOX
- Moulded Cordsets
- Customized



Assembly Instructions

Panel Connector

