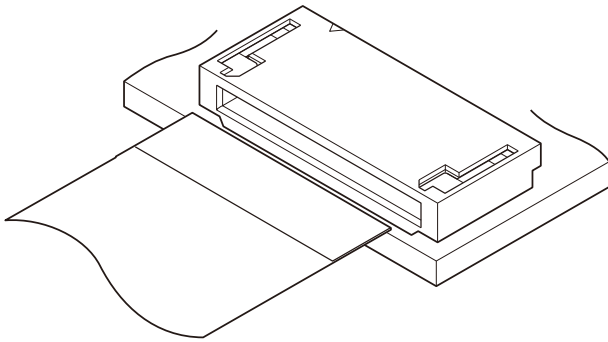


FZ CONNECTOR



0.4mm pitch/Connectors for FPC



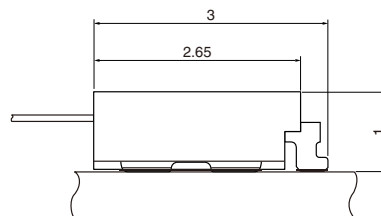
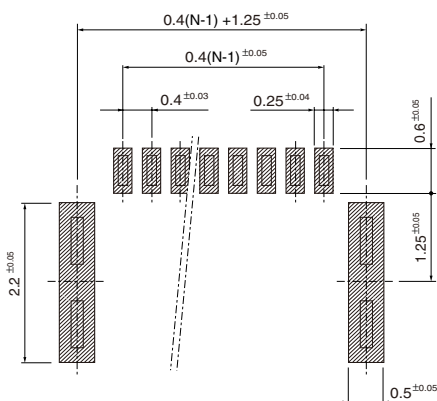
This is very small Non-ZIF type 0.4mm pitch connector with 1.0mm height and 3.0mm of the depth.

- **Double-sided contact structure**

Specifications

- Current rating: 0.5A AC, DC
- Voltage rating: 50V AC, DC
- Temperature range: -25°C to +85°C
(including temperature rise in applying electrical current)
- Contact resistance: Initial value/40mΩ max.
After environmental testing/30mΩ max.
(variation from initial value)
- Insulation resistance: 500MΩ min.
- Withstanding voltage: 200V AC/minute
- Applicable FPC: Conductor pitch/0.4mm
Conductor width/0.25mm
Mating part thickness/0.3±0.03mm
- * Compliant with RoHS.
- * Refer to "General Instruction and Notice when using Terminals and Connectors" at the end of this catalog.
- * Contact JST for details.

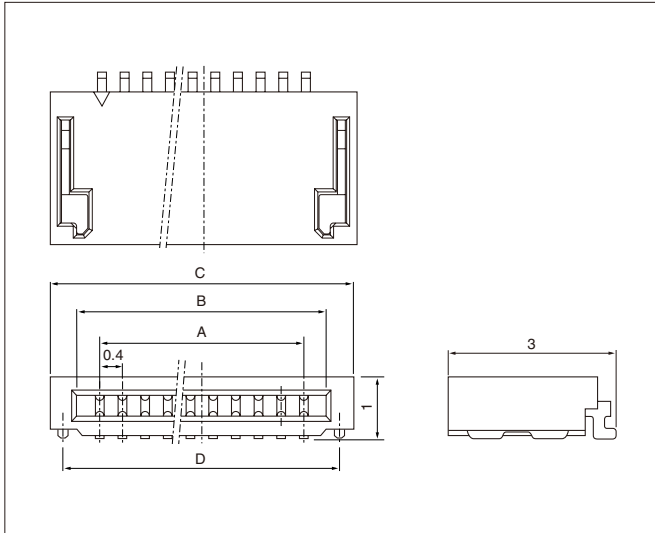
PC board layout and Assembly layout



Note: N --- Number of circuits

FZ CONNECTOR

Connector



Circuits	Model No.	Dimensions (mm)				Q'ty / reel
		A	B	C	D	
5	05FZ-SM1-GAN-TB	1.6	2.4	3.45	2.85	4,000
6	06FZ-SM1-GAN-TB	2.0	2.8	3.85	3.25	4,000
8	08FZ-SM1-GAN-TB	2.8	3.6	4.65	4.05	4,000
10	10FZ-SM1-GAN-TB	3.6	4.4	5.45	4.85	4,000
11	11FZ-SM1-GAN-TB	4.0	4.8	5.85	5.25	4,000
12	12FZ-SM1-GAN-TB	4.4	5.2	6.25	5.65	4,000
13	13FZ-SM1-GAN-TB	4.8	5.6	6.65	6.05	4,000
14	14FZ-SM1-GAN-TB	5.2	6.0	7.05	6.45	4,000
16	16FZ-SM1-GAN-TB	6.0	6.8	7.85	7.25	4,000
20	20FZ-SM1-GAN-TB	7.6	8.4	9.45	8.85	4,000
24	24FZ-SM1-GAN-TB	9.2	10.0	11.05	10.45	4,000

Material and Finish

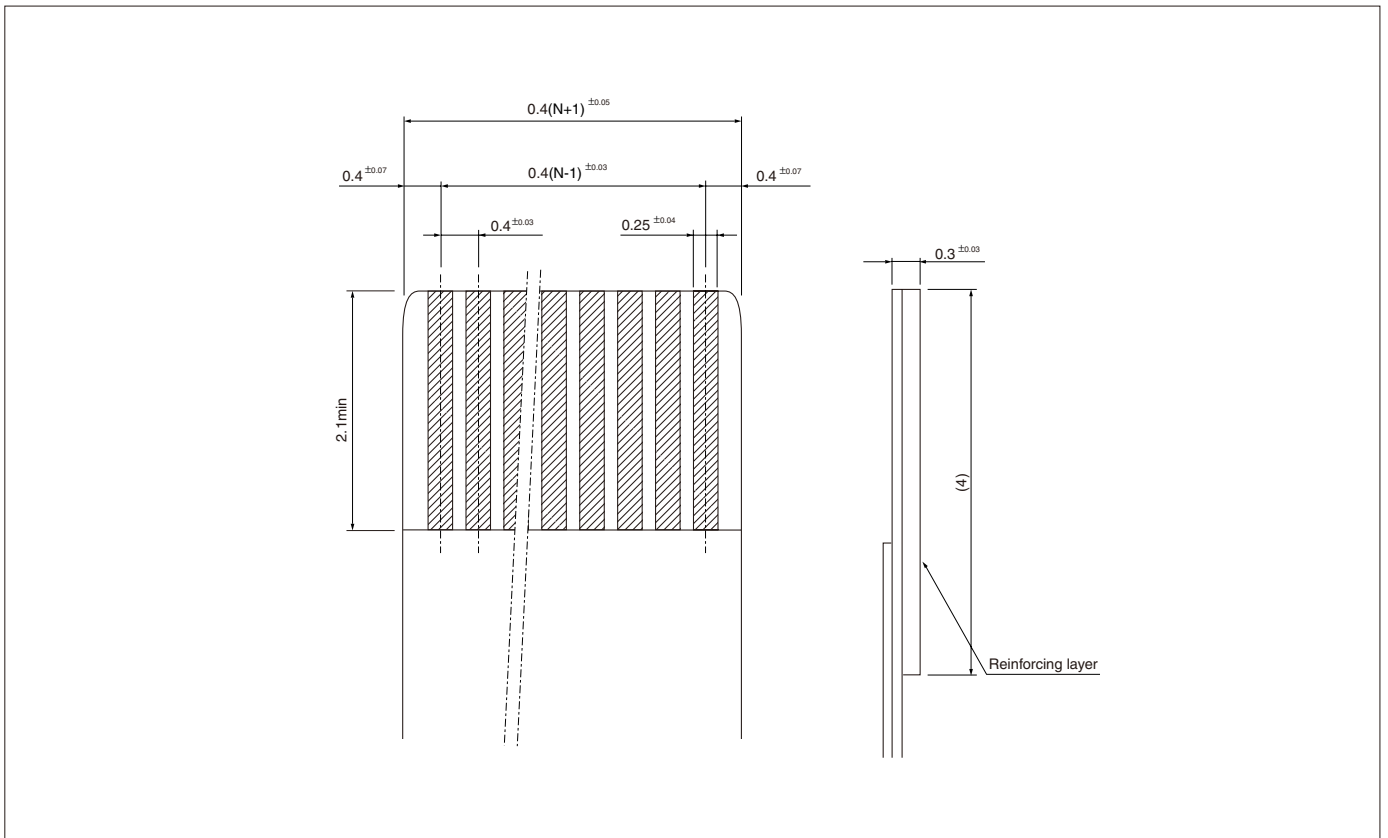
Contact: Copper alloy, nickel-undercoated, gold-plated

Housing: Heat resisting resin, UL94V-0

Solder tab: Copper alloy, copper-undercoated, tin-plated (reflow treatment)

RoHS compliance This product [11 circuits or less] displays (LF)(SN)(A) on a label.
This product [12 circuits or more] displays (LF)(SN)(B) on a label.

Lead section dimensions of FPC



Note: N --- Number of circuits