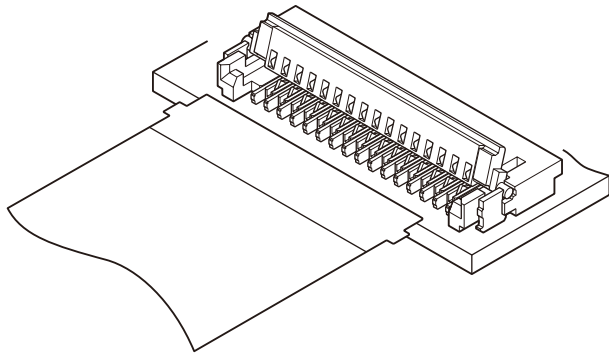


FXY CONNECTOR

0.3mm pitch/Connectors for FPC



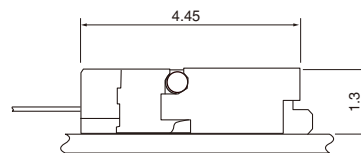
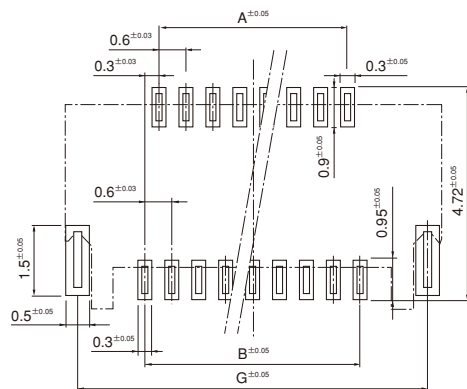
In addition to achieving space saving and low profile features demanded by the market, this connector also realizes superb operability by adopting a FPC with protrusion. The use of the FPC provides secure and foolproof mating at the customers' production site.

- ZIF mechanism
- Self-lock mechanism enables the cover to close by one-touch operation
- A FPC with protrusion improves operability and reliability

Specifications

- Current rating: 0.2A AC, DC
 - Voltage rating: 50V AC, DC
 - Temperature range: -25°C to +85°C
(including temperature rise in applying electrical current)
 - Contact resistance: Initial value/80m Ω max.
After environmental testing/60m Ω max.
(variation from initial value)
 - Insulation resistance: 50M Ω min.
 - Withstanding voltage: 200V AC/minute
 - Applicable FPC: Conductor pitch/0.3mm
<0.6mm pitch staggered>
Conductor width/0.3mm
Mating part thickness/0.2±0.03mm
- * Compliant with RoHS.
* Refer to "General Instruction and Notice when using Terminals and Connectors" at the end of this catalog.
* Contact JST for details.

PC board layout (viewed from component side) and Assembly layout

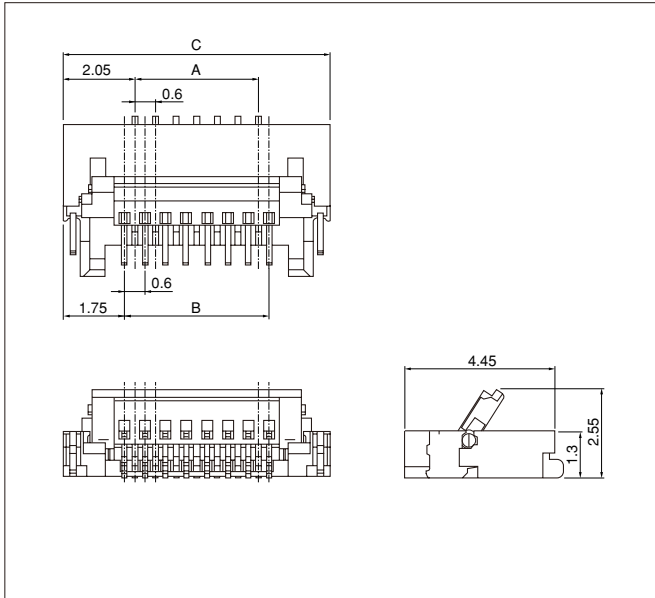


Circuits	Dimensions (mm)		
	A	B	G
15	3.6	4.2	7.2
19	4.8	5.4	8.4
25	6.6	7.2	10.2
27	7.2	7.8	10.8
31	8.4	9.0	12.0
33	9.0	9.6	12.6
37	10.2	10.8	13.8
39	10.8	11.4	14.4
45	12.6	13.2	16.2
51	14.4	15.0	18.0
65	18.6	19.2	22.2
71	20.4	21.0	24.0
81	23.4	24.0	27.0

Note: 1. Tolerances are non-cumulative: ±0.05mm for all centers.
2. The dimensions above should serve as a guideline. Contact JST for details.

FXY CONNECTOR

Connector



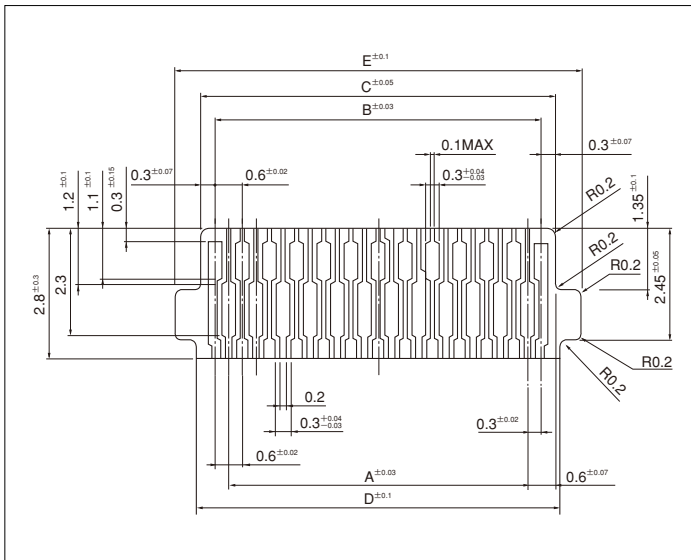
Circuits	Model No.	Dimensions (mm)			Q'ty / reel
		A	B	C	
15	15FXY-RSM1-GAN-1-TB	3.6	4.2	7.7	2,500
19	19FXY-RSM1-GAN-1-TB	4.8	5.4	8.9	2,500
25	25FXY-RSM1-GAN-1-TB	6.6	7.2	10.7	2,500
27	27FXY-RSM1-GAN-1-TB	7.2	7.8	11.3	2,500
31	31FXY-RSM1-GAN-1-TB	8.4	9.0	12.5	2,500
33	33FXY-RSM1-GAN-1-TB	9.0	9.6	13.1	2,500
37	37FXY-RSM1-GAN-1-TB	10.2	10.8	14.3	2,500
39	39FXY-RSM1-GAN-1-TB	10.8	11.4	14.9	2,500
45	45FXY-RSM1-GAN-1-TB	12.6	13.2	16.7	2,500
51	51FXY-RSM1-GAN-1-TB	14.4	15.0	18.5	2,500
65	65FXY-RSM1-GAN-A-TB	18.6	19.2	22.7	2,500
71	71FXY-RSM2-HF-GAN-A-TB	20.4	21.0	24.5	2,500
81	81FXY-RSM2-HF-GAN-A-TB	23.4	24.0	27.5	2,500

Material and Finish

Contact: Copper alloy, nickel-undercoated, gold-plated (nickel-stripe)
 Cover: PPS, UL94V-0
 Housing: LCP, UL94V-0
 Solder tab: Copper alloy, copper-undercoated, tin-plated (reflow treatment)

RoHS compliance This product displays (LF)(SN) on a label.
 Note: 71 and 81 circuits of this product display (LF)(SN)(L) on a label.

Lead section dimensions of FPC



Circuits	Dimensions (mm)				
	A	B	C	D	E
15	3.6	4.2	4.8	5.1	6.0
19	4.8	5.4	6.0	6.3	7.2
25	6.6	7.2	7.8	8.1	9.0
27	7.2	7.8	8.4	8.7	9.6
31	8.4	9.0	9.6	9.9	10.8
33	9.0	9.6	10.2	10.5	11.4
37	10.2	10.8	11.4	11.7	12.6
39	10.8	11.4	12.0	12.3	13.2
45	12.6	13.2	13.8	14.1	15.0
51	14.4	15.0	15.6	15.9	16.8
65	18.6	19.2	19.8	20.1	21.0
71	20.4	21.0	21.6	21.9	22.8
81	23.4	24.0	24.6	24.9	25.8